

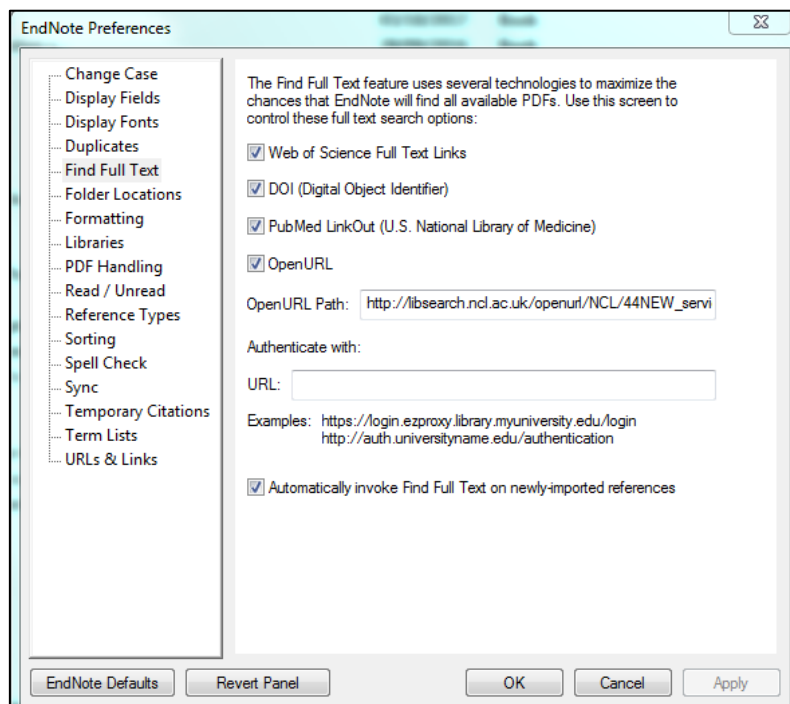
# EndNote

## Find Full Text Feature

Once you have added a reference to your EndNote library, EndNote can attempt to find the full text of an article for you by linking to Newcastle University subscriptions and Open Access materials. To enable this feature:

### 1. Setting the right URL path in Endnote

- Select **Edit** then **Preferences**.
- In the EndNote Preferences window select **Find Full-Text**.
- Make sure that all of the top four boxes are ticked: Web of Science, DOI (Digital Object Identifier), PubMed Linkout, OpenURL.
- In the Open URL box add  
[http://libsearch.ncl.ac.uk/openurl/NCL/44NEW\\_services\\_page](http://libsearch.ncl.ac.uk/openurl/NCL/44NEW_services_page)



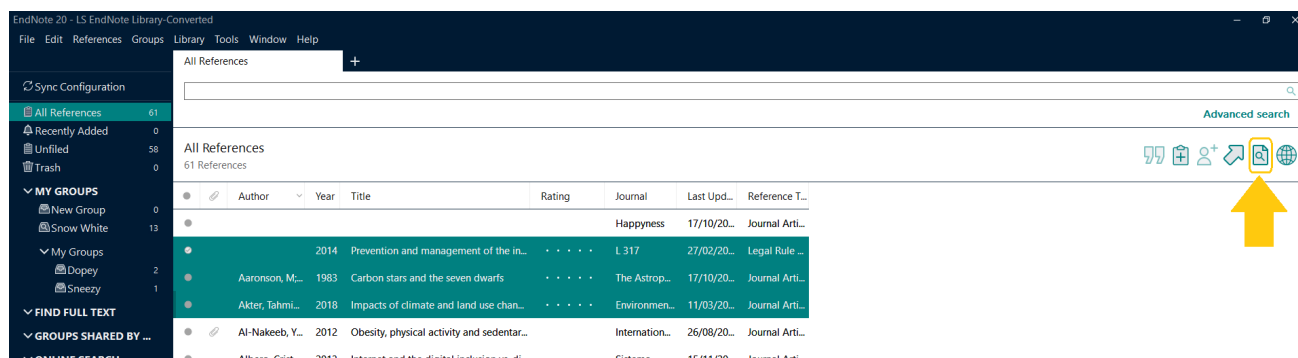
Click on **Apply** and then **OK**.

If the above OpenURL Path link does not find full text, add the following instead:  
[http://libsearch.ncl.ac.uk/primo\\_library/libweb/action/dlSearch.do?institution=NCL&vid=NCL\\_V1&query=facet\\_atoz%2cexact%2cA&indx=1&bulkSize=30&dym=false&loc=local%2cscope%3a\(AZNCL\)&fn=goAlmaAz&sortField=stitle&almaAzSearch=true&azSearch=true&selectedAzAlmaLetter=A](http://libsearch.ncl.ac.uk/primo_library/libweb/action/dlSearch.do?institution=NCL&vid=NCL_V1&query=facet_atoz%2cexact%2cA&indx=1&bulkSize=30&dym=false&loc=local%2cscope%3a(AZNCL)&fn=goAlmaAz&sortField=stitle&almaAzSearch=true&azSearch=true&selectedAzAlmaLetter=A)

## 2. Using Find Full Text

Highlight the reference(s) you wish to search for (to select your whole library, click on one of the references and then press ctrl+A).

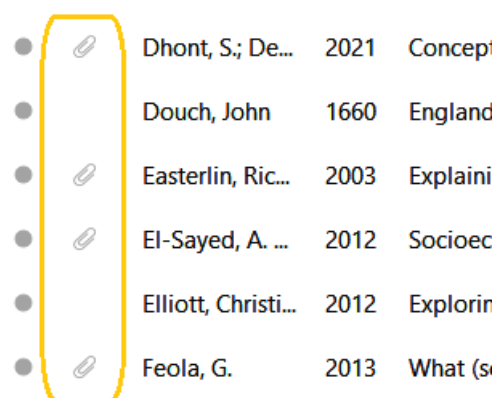
Click on the **Search the web...** on the top right hand menu bar (or **References > Find Full Text > Find Full Text**).



You may need to accept the copyright statement. EndNote will then search for the full text (this can take some time, depending on the number of references).

The ongoing results of the search process will be shown in the menu pane on the left-hand side under the heading Find Full-Text.

When a PDF is available within our subscriptions, it will be attached to the reference record, which is indicated by a paper clip.



This process is not completely reliable and may miss items we do have full text access too. We recommend double-checking any references not found by this process and adding the PDF manually.

To check for an article using a 'Find @ Newcastle' function, select **References > URL > OpenURL Link** (this will open a browser window, checking article details on Library Search and provide a link to the journal provider, if one is available).

For more information on adding PDFs manually, go to 'attaching and importing PDFs' section within this topic.